



# Three Phase Voltage Monitor Model SPVRB



- Phase Unbalance: 8 %
- Adjustable Trip Delay 1 to 10 seconds after failure occurs.
- Output Relay: normally de-energized: Form C contacts for easy circuit configuration.
- Electro - Mechanical Indicator: retains memory of fault until manually reset.
- Door or Panel mounting.
- Status Indicator: bi-colored LED  
Green: Output Relay De-energized (Normal Condition)  
Red: Output Relay Energized (Fault Condition)  
Dark: Output relay De-energized (Input Power Off).
- Single Phase, Phase Reversal, Phase Unbalance and Phase Loss Protection: Operates the output relay after a preselected time.
- Automatic or Manual mode:  
Automatic mode: Upon removal of fault conditions, relay automatically resets to normal.  
Manual mode: Upon removal of fault conditions, relay resets to normal after local or remote reset button has been pressed.

### APPLICATION:

Protection of three phase electric equipment sensitive to damage from a phase loss or phase unbalance. Phase reversal, phase sequence.

### NORMAL INPUT VOLTAGES:

120 to 600Vac, 60Hz., 380 to 415Vac, 50Hz.

### AMBIENT TEMPERATURE RANGE:

Operation: - 30 °C to +60 °C.

Storage - 40 °C to + 85 °C.

Terminals screws are #6-32 nickel plated brass.

Shipping weight 2.0 lbs.

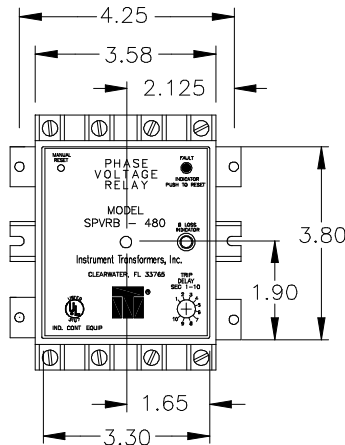

### AVAILABLE MODELS

MODEL NUMBER	NOMINAL Vac	Hz.
SPVRB-120	120	60
SPVRB-208	208	60
SPVRB-240	240	60
SPVR B-480	480	60
SPVRB-575	575	60
SPVRB-380	380	50
SPVRB-415	415	50

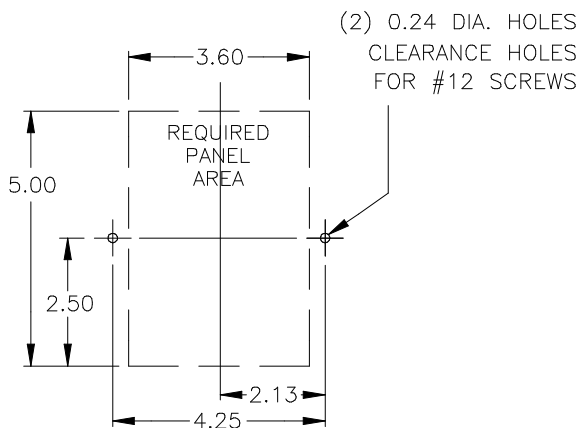
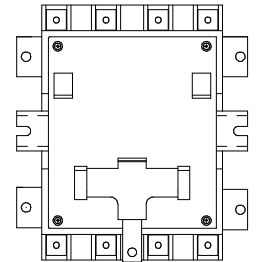
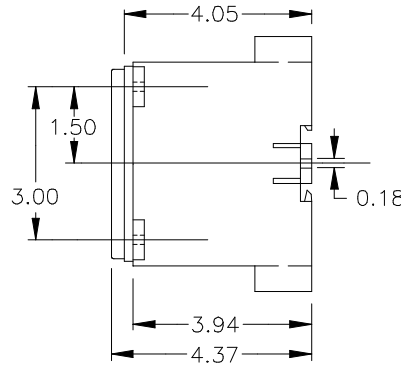
### CONTACT RATING

10A, 1/3 H.P. AT 120 VAC
10A, 1/2 H.P. AT 240 VAC
3A, 1/2 H.P. AT 600 VAC

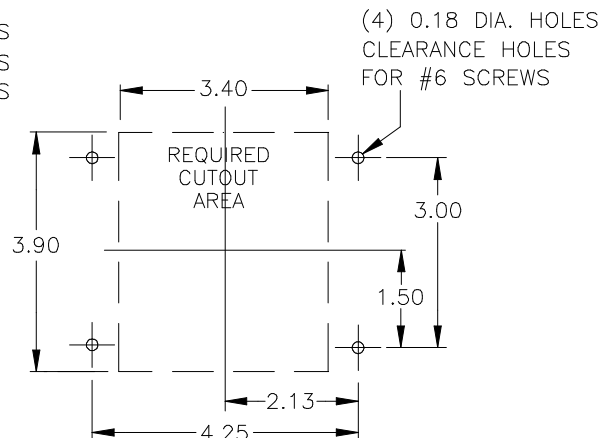
- The Model **SPVRB** Voltage Sensing Relay is designed to protect against single phase, phase loss, phase unbalance, phase reversal, in a power system. The output contacts change their normal state only when a single phase, phase loss, phase unbalance, phase reversal, occurs for longer than the preset trip delay. A total power loss de-energization of the **SPVRB** relay will not change the output contact position. Recommended for manually reset switches and breakers applications. The **SPVRB** is suitable for loss of phase with motor loads.




DOOR LAYOUT



PANEL MOUNTING LAYOUT



DOOR MOUNTING LAYOUT



## SPVRB Operation with Options

A correctly installed **SPVRB** Voltage Sensing Relay will protect a power system against damage due to single phase and phase loss, phase reversal, phase unbalance. When operating under normal power conditions, the bi-colored LED "Relay Status" will be green indicating the de-energized state of the output relay.

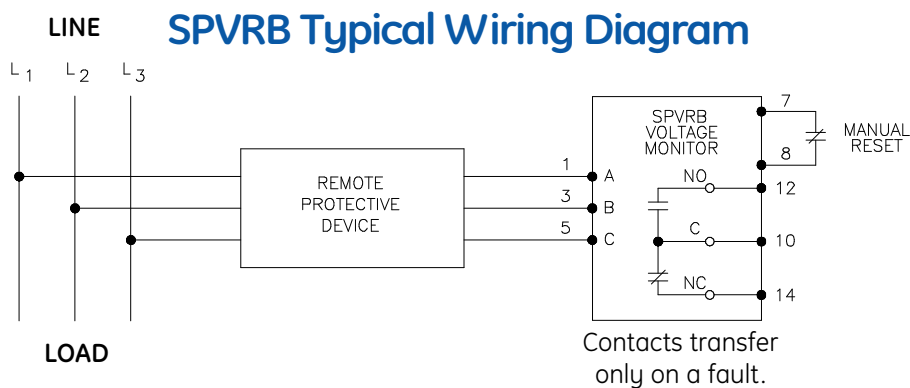
If a single phase, phase sequence, phase reversal, phase loss or unbalance of 8% occurs for longer than the preselected time delay of 1 to 10 seconds, the output relay is energized and changes state. Whenever the output relay contacts are energized indicating a fault, the bi-colored LED "Relay Status" will be red.

In automatic mode (no connection between 7 & 8), the relay automatically resets when power is restored.

In manual mode (jumper or N/C contact placed between 7 & 8) when power is restored, the relay does not reset until either the manual reset button has been pushed or the N/C contact has been opened and reclosed. The manual reset button is on the front of the relay.

The output relay has single Form C contact.

The **SPVRB** relay is packaged in a high impact thermoplastic enclosure which can be either panel or door mounted. The terminal hardware is set for panel or door mounting. The terminal hardware is set for panel mounting but is easily reversed for door mounting. A clear cover is provided to prevent accidental mechanical indicator changes.



## HOW TO ORDER RELAYS

### SPVRB - XXX

Input Voltage  
 120, 208, 240, or 575Vac (60 Hz)  
 380 or 415Vac (50 Hz)

#### USA, Canada, Asia, Latin America

Tel: +1-800-547-8629

Fax: +1-905-201-2455

e-mail: [sales.multilin@ge.com](mailto:sales.multilin@ge.com)

#### Europe, Middle East, Africa

Tel: +34-94-485-88-00

Fax: +34-94-485-88-45

e-mail: [gmultilin.euro@ge.com](mailto:gmultilin.euro@ge.com)